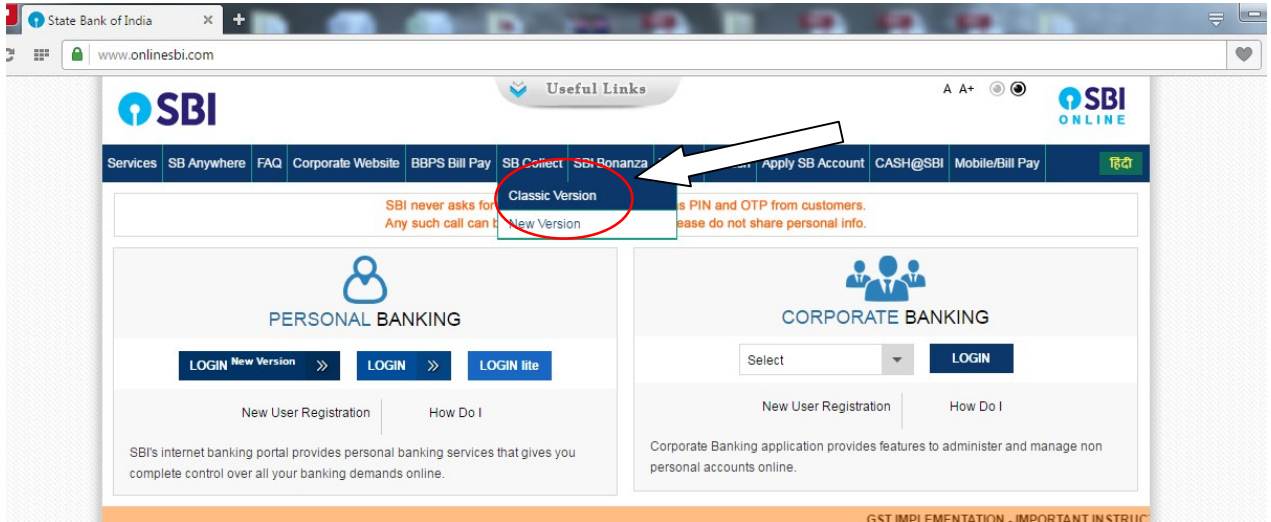
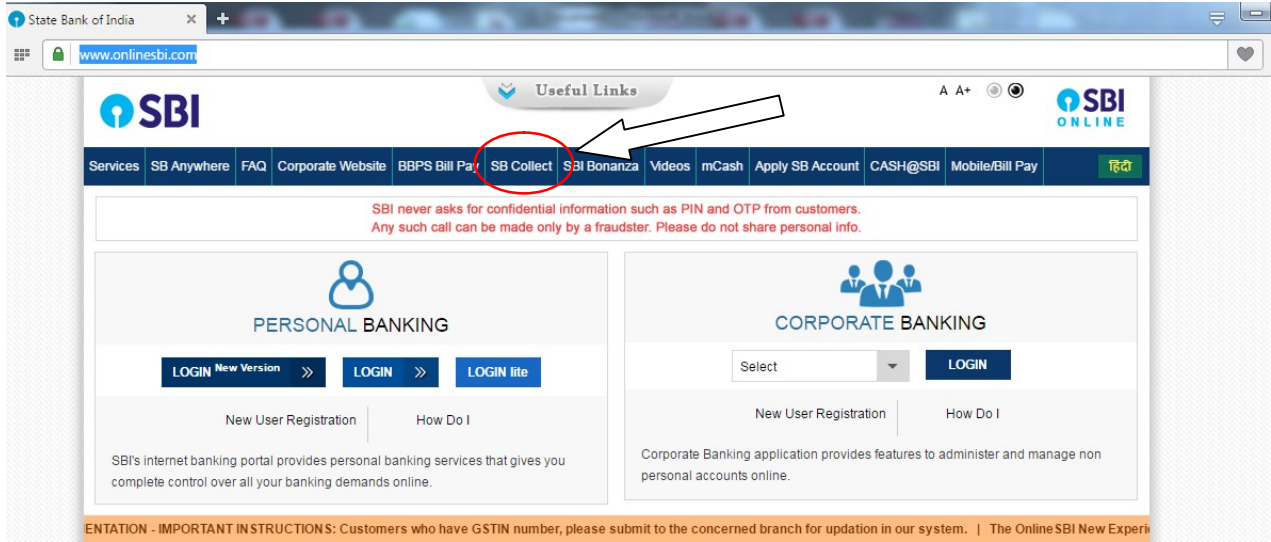


K.G. ARTS & SCIENCE COLLEGE RAIGARH

स्नातक द्वितीय वर्ष में प्रवेश हेतु शुल्क जमा करने संबंधी निर्देश

Online Fees जमा करने संबंधी मेनुअल

सर्वप्रथम वेबसाईट <https://www.onlinesbi.com> जावें, जिससे निम्न पेज Display होगा। Home Page खुलने पर Circle में बताये अनुसार SB Collect → Classic Version पर Click करें।



I have read and accepted the terms and conditions stated above. (Click Check Box to proceed for payment.)
के सामने चेक बाक्स पर Click कर Proceed पर Click करें।

[Click here](#) to view the disclaimer clause in Hin

Terms Used:

- ▶ **Corporate Customer:** Firm/Company/Institution (F/C/I) collecting payment from their beneficiaries.
 - ▶ **User:** The beneficiary making a payment to F/C/I for the services/goods availed.
 - ▶ Bank shall not be responsible, in any way, for the quality or merchantability of any product/merchandise or any of the services related thereto, whatsoever, offered to the User by the Corporate Customer. Any disputes regarding the same or delivery of the Service or otherwise will be settled between Corporate Customer and the User and Bank shall not be a party to any such dispute. Any request for refund by the User on any grounds whatsoever should be taken up directly with the Corporate Customer and the Bank will not be concerned with such a request.
 - ▶ Bank takes no responsibility in respect of the services provided and User shall not be entitled to make any claim against the Bank for deficiency in the services provided by the Corporate Customer.
 - ▶ The User shall not publish, display, upload or transmit any information prohibited under Rule 3(2) of the Information Technology (Intermediaries guidelines) Rules, 2011.
 - ▶ In case of non-compliance of the terms and conditions of usage by the User, the Bank has the right to immediately terminate the access or usage rights of the User to the computer resource and remove the non-compliant information.
- I have read and accepted the terms and conditions stated above.
(Click Check Box to proceed for payment.)

Proceed

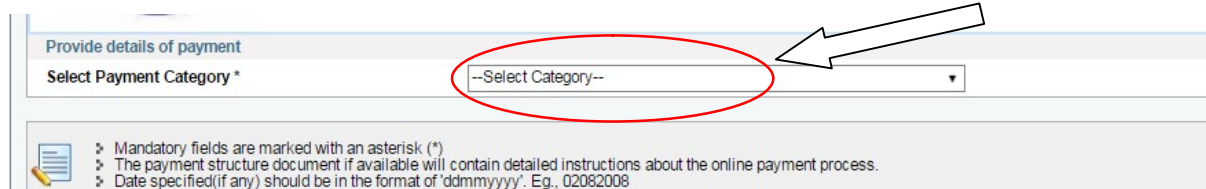
State of Corporate/Institution में Chhattisgarh Select करें। Type of Corporate/Institution में Educational Institutions को Select कर Go Button पर Click करें।

The screenshot shows the SBI State Bank Collect form. The 'State of Corporate/Institution' dropdown is set to 'Chhattisgarh' and the 'Type of Corporate/Institution' dropdown is set to 'Educational Institutions'. A red circle highlights these two dropdowns, and an arrow points to them from the right. Below the dropdowns is a 'Go' button. The page also shows a breadcrumb trail: 'You are here: State Bank Collect > State Bank Collect' and a sidebar with 'State Bank Collect' and 'Payment History'.

Educational Institutions Name में College का नाम PRINCIPAL KG ARTS AND SCIENCE COLLEGE RAIGARH को Select कर Submit Button पर Click करें।

The screenshot shows the SBI State Bank Collect form with the 'Educational Institutions Name' dropdown menu open. The dropdown is set to '--Select Educational Institutions--'. A red circle highlights the dropdown menu, and an arrow points to it from the right. Below the dropdown are 'Submit' and 'Back' buttons. The page also shows a breadcrumb trail: 'State Bank Collect > State Bank Collect' and a sidebar with 'Form'.

Select Payment Category में पहले (1) Admission Form Fee रू. 50/- का भुगतान करें, तत्पश्चात अपनी कक्षा का चयन कर, आपको प्राप्त अनुमति के अनुरूप आवश्यक प्रवेश शुल्क का भी भुगतान करें :-



The screenshot shows a web form titled "Provide details of payment". The first field is "Select Payment Category *" which is a dropdown menu currently displaying "--Select Category--". A red circle highlights the dropdown menu, and a white arrow points to it from the right. Below the form, there is a small icon of a document and a list of instructions: "Mandatory fields are marked with an asterisk (*)", "The payment structure document if available will contain detailed instructions about the online payment process.", and "Date specified(if any) should be in the format of 'ddmmyyyy'. Eg., 02082008".

Submit Button को Click करने पर शुल्क की राशि ATM/Net Banking आदि Option की सहायता से शुल्क जमा करें।

उपरोक्त भुगतान किये गये दोनो शुल्कों की रसीद पुनः प्रवेश समिति के समक्ष प्रस्तुत कर अपना प्रवेश सुनिश्चित करायें।