

Student feedback 2023-24

Analysis:

- 1) Consequently 49.39 % and 33.84 % percent of students found the syllabus very good and good but as per their suggestion some changes are being introduced.
- 2) 68.6% of students found that the college has a good library facility. Departmental Library for the P. G.'s students are being digitalized.
- 3) 68.9% students found the college clean but they believe that it can be cleaner.
- 4) 55.79% students said that the internet facility of the college is satisfactory but opined that it should be improved
- 5) 28.05% students found the teaching-learning environment as excellent and more than 52.44% students found it very good. College tries its best to keep it maintained.
- 6) 29.88% students said that the college has an excellent environment for Cultural activities and 58.54% students found it very good. The college puts constant effort to improve it further.
- 7) 26.83 % students are highly satisfied with the excellent sports facility and 54.27% found it verygood.
- 8) More than 69.83% students found the canteen facility very good
- 9) 36.89% found the NCC & NSS facility excellent and more than 25.3% found it very good"
- 10) According to 34.15% students Red Cross Activity is excellent and 53.05% fount it good.
- 11) 30.791% students said that the transparency in the Admission Procedure was excellent and almost 56.09% said it to be good. College is trying to improve it further
- 12) 27.74% Students found the attitude of the office staff excellent and 52.74%. found them to be very good but they can be more polite.
- 13) 55.79% students said that the internal examination process is fair and excellent and almost 25.61% of students found it usually fair. College is trying to make it more student friendly.
- 14) 44.21% students said that the syllabus was above 90% covered and more than 30.18% said that the syllabus was covered 70-89%.
- 15) More than 38.41% of the students said that the teachers are excellently prepared for class and 52.44%, said that they are very good and prepare for the class well. The teachers are trying to satisfy them even more.

16) 40.24% students are of the opinion that the communicative ability of the teacher is excellent, while 53.96% said teachers are good communicators and they understand their lectures well.

17) According to 36.89% students feel that institutional provision for multiple opportunities to learn and grow are excellent but 44.51% feel it to be good. The College is making plans to provide them more opportunities.

18) 49.08% students found the institutional facility in cognitive, emotional and social growth to be very good. Only 35.98% found it to be excellent. The College will be more aware to develop aspects of the students' personalities in the future.

19) 85.06% of students said that the teacher informed them about the course and the program outcome.

20) 50.3% of students agree that the teacher teaches through examples and applications and almost 35.98% of students agree about this aspect of teaching.

21) 80.49% of students agree that the teacher identifies their strength and encourages them by providing the right level of challenges.

22) 69.82% students believe that usually teachers are able to identify their weaknesses and help them to overcome them.

23) 49.09% students strongly agree and 32.32% agree that the institute/teachers use student-centric methods, such as solving for experiential learning, participative learning and problem-solving methodologies for enhancing learning experiences.

24) 56.4% and 35.06% students consecutively agree and strongly agree that teachers encourage them to participate in extracurricular activities.

25) 82.9% students agree that their mentor does a necessary follow-up with an assigned task to them.

26) 66.46% students agreed that above 70% of the teachers use ICT tools such as LCD projector, Multimedia etc. while teaching.

27) 74.08% of students agreed that immediate action is taken on grievances.

28) More than 85% students agree that pure drinking water is available.


29) 85.68% of students agree that the teaching-learning process in their institute is very good.



Feedback Incharge


IQAC Coordinator


Principal

Kusumlata Khuntia
Member

↳ Evanti Patel 

↳ 
Ankita Siddhaanth

TEACHER FEEDBACK 2023-24

1. 88.89% agree that the vision, philosophy and objectives of the institution is known to them and they believe in it.
2. 77.78% agree that the course/program of studies carries sufficient numbers of optional papers.
3. 66.67% teachers seem to be satisfied and agree that the program outcome is explained to the students.
4. About the academic flexibility of the curriculum 44.44% have responded positively. 33.33% teachers agree but they think that it should be more flexible.
5. 88.89% strongly agree that the course content fulfils the need of students but some of them think that it needs to be updated more often.
6. 22.22% strongly believe and 66.67% believe that 75% student attends the class.
7. Almost 44.44% teachers strongly agree and 55.56% agree that the students are disciplined and respect the staff members which are a very good sign.
8. 77.77% teachers strongly believe that they have equal distribution of work but few of them think that it can be improvised.
9. 66.66% strongly believe that all staff members are provided equal opportunity but few of them think that it can be further improvised.
10. 77.77% strongly agree that availability of sports facilities are an asset of an institution.
11. Regarding cleanliness and maintenance of rest room and toilet laboratory play ground and class rooms 44.44% teachers agree but it can be improved.
12. 77.77% teachers agree that clean drinking is available in the college.
13. 44.44% teachers agree that laboratory requirements including equipments, chemicals, and specimens are regularly provided.
14. 44.44% agree that computer facilities are made available ICT based teaching but more smart class rooms can be made.
15. 44.44% of teachers agree that good facility and encouragement to the teachers for their research are provided.
16. 44.44% teachers strongly agree and 55.56% agree that students are encouraged to interact about contents freely.

17. 88.89% teachers agree that Principal is approachable and accessible.

18. 88.89% teachers agree that there is recognition of the individual work is given.

19. 55.55% agree that adequate office staff is employed.


20. 66.66% agree that office staff perform work properly.

21. 88.89% strongly agree that the Principal is quite friendly and ready to solve their problems.

22. 33.33% strongly agree and 33.33% agree that the service records are maintained still there are 22.22% who do not agree on this point. The institution will try to improve the working capacity of the office staff.

23. 33.33% and 11.11% consequently strongly agree and agree that the net facility is properly available in the college.

24. Almost 66.66% believe that the relationship between teaching and non teaching staff is good. Some of them also believe that it can be even better.

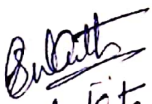

Feedback Incharge


IQAC Coordinator


Principal

Kusumlata Khunte
Member

1) Evariti Patel 


2) 
Ankita Soddhaeth

Analysis

Alumni feedback

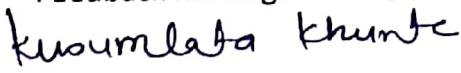
- 1) Consequently 45.9 and 21.1% percent of alumni found the admission procedure excellent and very good but as per their suggestion some changes are being introduced.
- 2) 70.49% of alumni opined that the alumni association/ network of old friends is useful for progression of college activities.
- 3) 36.99% alumni found the canteen facility very good but many more said that there is a scope to improve.
- 4) 75.41% alumni said that the location of the college is satisfactory.
- 5) 47.54% alumni found the environment is excellent and more than 24.59% alumni found it very good. College tries its best to keep it maintained.
- 6) 55.74% alumni s are of the opinion that the communicative ability of the teacher is excellent, while 24.59% said teachers are good communicators and they understand their lectures well.
- 7) 75.41% of alumni found fee structure to be reasonable as per the current scenerios.
8. 32.79% found the hostel facility excellent and more than 11.48% found it very good
- 9) 77.05% found the courses provided at UG level are very good.
- 10) 86.88% found the courses provided at UG level are very good.
- 11) 86.88% of alumni agree that the teaching learning process in their institute is very good.
- 12) 44.26% of alumni found laboratory facilities in the institution are excellent.
- 13) 50.82% of alumni agree that the teacher teaches through examples and applications and almost 9.84% of alumni agree about this aspect of teaching.
- 14) 47.54% of alumni found the departmental library facilities are excellent while 11.48% found it very good. Library facilities could be improved.
- 15) 63.93% of alumni said that the teacher informed them about the course and the program outcome. They found the course is much related to real life problems and real life applications.
- 16) 57.37% of alumni found the laboratory and equipment facilities appreciable.
- 17) 34.43% of alumni found the computer facilities excellent and 9.84% found it very good. The computer facilities can be improved.
- 18) 32.89% of the alumni found the internet and wifi facilities to be good.
- 19) 68.85% alumni said that the college has an excellent environment for Cultural activities and sports. The college puts constant effort to improve it further. Alumni are highly satisfied with the excellent sports facility. Some improvement is needed.


- 20) 57.38% alumni strongly agree and 14.75% found that the institute/teachers use student centric methods, such as solving for experiential learning, participative learning and problem solving methodologies for enhancing learning experiences.
- 21) 83.6% of alumni agree that the teacher's identifies their strength and encourages them by providing the right level of challenges. The teachers listen to the students carefully and politely resolve their issues.
- 22) 49.18% alumni found the attitude of the non-teaching staff excellent and 18.03% found them to be very good but they can be more polite.
- 23) 52.82% alumni found the attitude of the non-teaching staff excellent and 16.39% found them to be very good but they can be more polite.
- 24) 72.13% of the alumni found that the students can approach the principal easily with their problems.
- 25) Consecutively 18.03% and 45.9% alumni agreed and strongly agreed that immediate action is taken on grievances.
- 26) 70.5% of alumni found that the theory classes are held at their schedule time.
- 27) 70.49% of alumni found that the practical classes are held at their scheduled time.
- 28) 83.6% of alumni agree that the teachers are well qualified and have knowledge about their respective subjects.
- 29) More than 68.85% of the alumni said that the teachers are excellently prepared for class and 14.75% said that they are very good and prepare for the class well satisfy there even more The teachers are trying to satisfy them even more.
- 30) 73.77% alumni found that multiple methods are used during teaching in class like audio visual methods of teaching and practical demonstration. Use of Smart board is appreciable. The teachers use ICT tools such as LCD projector, Multimedia etc. while teaching.


Feedback Incharge


IQAC Coordinator


Principal


Member

- 1) Evanti Patel 
- 2) Ankita Siddhanta 